

8X4 SELECTOR

8 AMPLIFIERS/ 4 SPEAKER SELECTOR



OPERATOR'S MANUAL

Version 6.0

Serial numbers from A490 through present

KAHAYAN®
P R O A U D I O

Avd. de la Estación 4, local bajo
Zarzalejo, Madrid 28293
España
admin@kahayan.es

www.kahayan.es

TABLE OF CONTENTS

IMPORTANT SAFETY INSTRUCTIONS.....3

INTRODUCTION.....4

RECOMMENDATIONS.....5

SETUP.....6

WARNING OF SETUP.....7

Q&A.....8

SPECIFICATIONS & WARRANTY.....9

CREDITS.....11

IMPORTANT SAFETY INSTRUCTIONS

1. Read these instructions
2. Keep these instructions
3. Heed all warnings
4. Follow all instructions
5. Do not use this apparatus near water
6. Clean only with dry cloth
7. Install in accordance with the manufacturer's instructions
8. Do not install near any heat sources such as radiators, heat registers, stoves, or other apparatus (including amplifiers) that produce heat
9. Protect the power cord from being walked on or pinched particularly at plugs and the point where they exit from the apparatus
10. Unplug this apparatus during lightning storms or when unused for long periods of time
11. Refer all servicing to qualified service personnel. Servicing is required when the apparatus has been damaged in any way, such as power-supply cord or plug is damaged, liquid has been spilled or objects have fallen into the apparatus, the apparatus has been exposed to rain or moisture, does not operate normally, or has been dropped

INTRODUCTION

The Amplifier/Speaker Selector is a system which allows you to connect **8 amplifiers to 4 speakers, providing the possibility of easily selecting combinations of amplifiers and speakers.** Thus avoiding waste of time and making work easier. Useful for studio recording as well as live performance.

Thanks to Kahayan 8x4 Selector we can change the amplifiers and speakers with only one button, that means, if everything is connected correctly and our recommendations are followed (see page 5), you can link the amplifier that you want with the speaker of choice with simple touches of the dial.

For more information visit: www.kahayan.es

RECOMMENDATIONS

Listed below are the most important recommendations for the use of the 8x4 Selector:

1- To avoid any equipment failures its vital **to connect to the 8x4 Selector the following things**: the instrument, the amplifier inputs, the amplifier outputs and the speakers. The initial connection should be with the amplifiers turned off or Stand by.

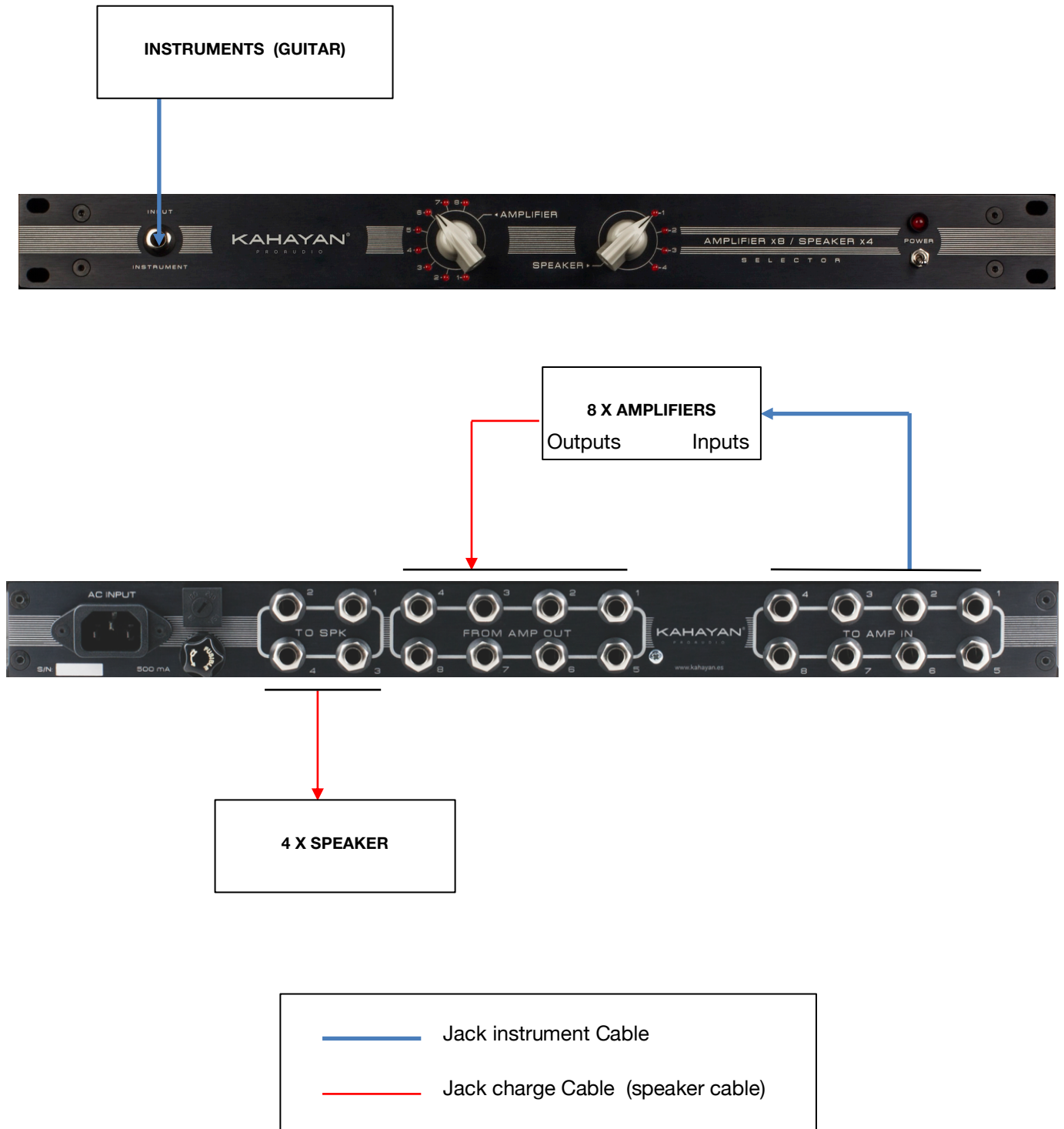
2- Once **everything has been connected** you can use the 8x4 Selector with all the **amplifiers permanently switched on**. It's not necessary to use the Stand By mode each time that you want to change the amplifier.

3- In the case where **some speaker outputs are not being used**, be careful **not to select them** to avoid the amplifiers functioning without being charged.

4- This Selector contains an **input mute** system and **phantom charge** for the amplifiers which have not been selected.

SETUP

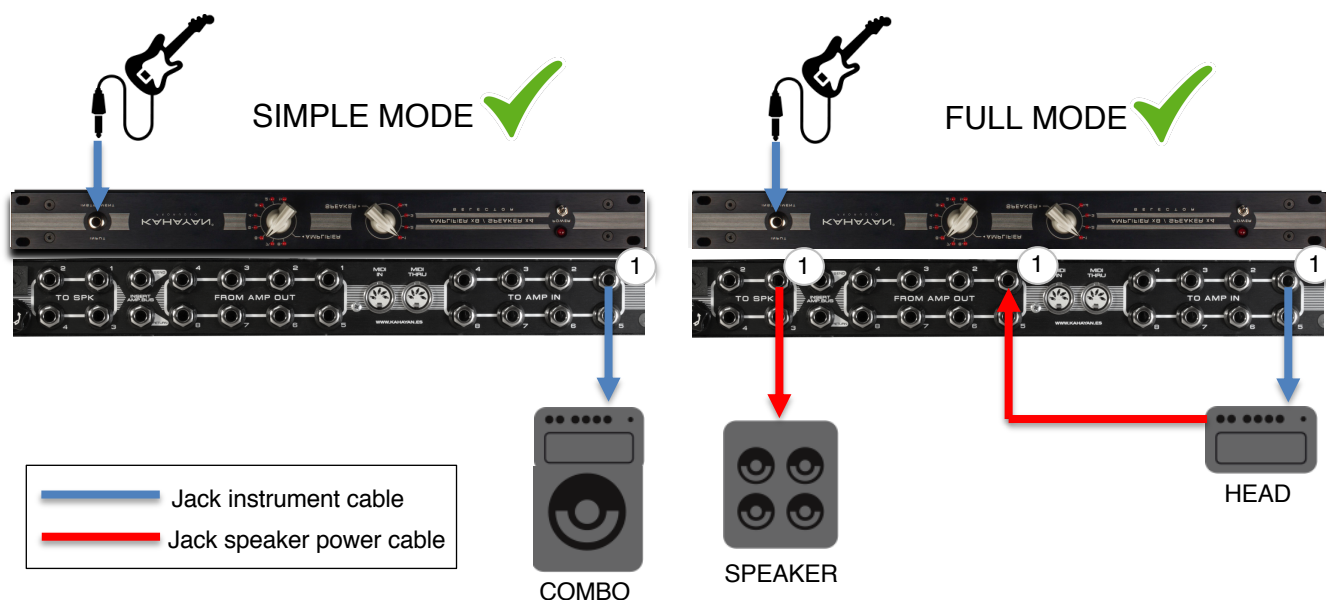
The following diagram explains how to connect the equipment:



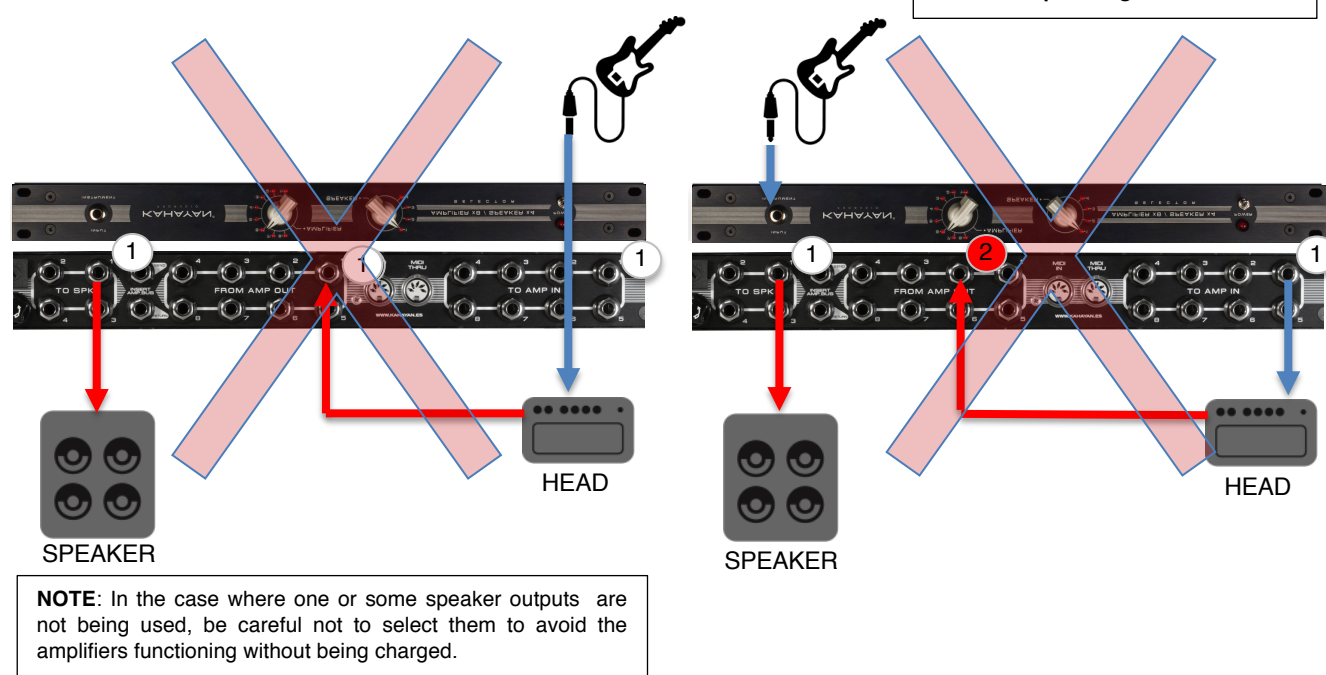
WARNING OF SETUP

Install in accordance with the manufacturer's instructions/manual because a wrong setup could **damage** any unit of the setup including the selector:

Approved setup examples for 1 Amp/Spk:



Non-approved setup examples for 1 Amp/Spk:



For any alternative setup please contact us: www.kahayan.es

Q&A

Listed below are the most typical questions that we have received from the users of the 8x4 Selector:

- Does the selector have an input buffer?

No, this unit is a transparent amp/speaker selector, with no active electronics components in the signal path, just a very short high quality cable in the instrument input.

- What impedance 8x4 selector uses? Can the 8x4 selector adjust the amp impedance?

This is like a 'patchbay', you connect your amp with the speaker you want, we don't make adaptations. For example if you have an 8 ohm amp and you have 2 cabinets (16 and 8 ohm), you have to choose the 'correct' speaker.

- What guitar cable do you recommend? We don't have a preferable brand but the cables must have good quality. We have detected that a configuration with no quality cables changes the sound, then users tends to think there is a problem in our 8x4 selector. Then, changes the cables and recovers the definition and sound quality.

-Can I put all my amp heads in 'tower' configuration (One above the other)? You can configure all your amp heads in the way you want but the users must take attention of the position of the power transformer (connected to the power grid) of the amps. Some amp brands put the power transformer in the left side of the head, and others in the right side. If you combine this two cases amp, probably the induction of this power transformer will affect to the second amp and you could have some noise. We recommend put the same head amps (transformer position) in one 'tower' and the others in a second 'tower'.

- If I turn off the 8x4 selector and amps are on, is there a problem? No, because all the amps go directly to the internal phantom load in that case, and all your amps will be loaded.

SPECIFICATIONS

- 8 Amplifiers and 4 Speakers Selector
- 1 Jack instrument input
- 8 Jack instrument outputs to Amplifiers
- 8 Jack charge (speaker) inputs from Amplifiers
- 4 Jack charge (speaker) outputs to Speaker
- Max. Watt input from Amplifiers: 180W
- Power Supply: 220/110V and 50/60 Hz Consumption: 5W
- Weight: 4,5Kg
- Dimensions: 42x435x285 mm (Height/Width/Depth)
- The manufacturer reserves the right to change the technical specification of the product without prior notice.

Note: As of serial number 319 the voltage switching (220/110) is internal and located inside the unit in the power supply board with a switcher. To change the voltage just open the top cover and select the voltage needed.

WARRANTY

These products are guaranteed for a period of two years from the date of shipment to the end user for countries of the European Union. For other countries, please refer to the law in effect.

During the warranty period Kahayan Pro-Audio will, at their discretion, either repair or replace products which prove to be defective, provided that the product is returned to an authorised Kahayan service facility. The warranty will not cover shipping the unit back to the Kahayan service facility, unless the customer determines otherwise with his dealer/distributor.

Defects caused by unauthorised modifications, accident, negligence or any misuse are not covered by this warranty. For further information please contact your dealer or the distributor in your country.

NOTICE OF COPYRIGHT AND OWNERSHIP

All designs, circuit board artwork, front panel artwork, text contained herein and therein, and all other intellectual material is the sole property of Pablo Kahayan from Kahayan Audio. Unauthorized use, distribution, reproduction, etc. is strictly prohibited. Kahayan intellectual property is protected by international copyright laws. Violators will be prosecuted to the fullest extent of all applicable laws.

Transfer of ownership of this unit neither confers nor implies any transfer of ownership of the intellectual property, proprietary design, etc. contained herein.

CREDITS

Concept: Pablo Kahayan

Written by: Pablo Kahayan and Luis del Toro

Edited by: Luis del Toro and Pablo Kahayan